

Dear Family,

Today my class started the **Multiplication and Division Patterns** chapter.

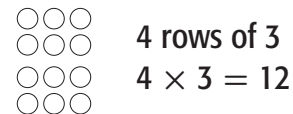
I will be using arrays and models to multiply and divide by 2, 5, and 10. I will also be exploring how to find and use patterns in the multiplication table. Here are my vocabulary words that I will be using during my lessons.

Love, _____

p.s. Look on the back of this letter to find some quick practice tips that we can do together in the car along with an activity and books for us to read at home.

Vocabulary

array: objects or symbols displayed in rows of the same length and columns of the same length

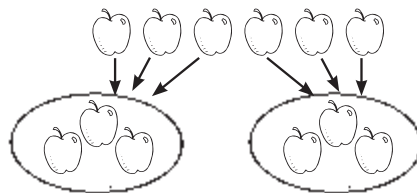


factor: a number that is multiplied by another number. Also, a number that divides into a whole number evenly

$$\begin{array}{c} 2 \times 3 = 6 \\ \downarrow \quad \downarrow \\ \text{factors} \end{array}$$

$$\begin{array}{c} 12 \div 2 = 6 \\ \downarrow \quad \downarrow \\ \text{factors} \end{array}$$

partition: to divide or share equally among all groups



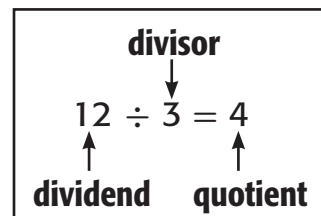
$$6 \div 2 \text{ groups} = 3 \text{ in each group.}$$

division: to separate a number into equal groups; to find the number of groups or the number in each group

dividend: a number that is being divided

divisor: the number by which the dividend is being divided

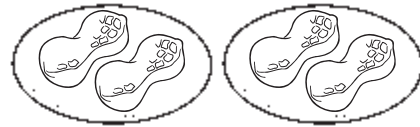
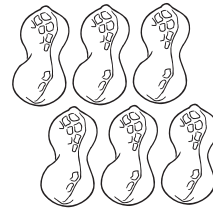
quotient: the answer to a division problem



At Home Activity

Materials: 10-20 peanuts or small objects, paper plates

- Place 10 peanuts together on a table.
- Place 2 plates next to the peanuts.
- Divide the peanuts one-by-one onto the plates.
- You should have two groups of 5 peanuts.
- Write a division sentence and a related multiplication sentence.
- Continue with different numbers of peanuts and paper plates.
- Practice multiplying and dividing by 2, 5, and 10.



Travel Talk

Multiply the number of people in the car next to you by 2, 5, or 10. Play "I Spy" with numbers found around you. For example, "I spy a number that when divided by 10 is 2."

Books to Read

Math Man

By Teri Daniels

The Toothpaste Millionaire

By Jean Merrill

Reese's Pieces Count by Fives

By Jerry Pallotta

Estimada familia:

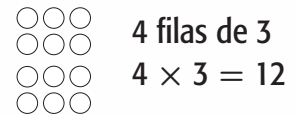
Hoy comenzamos en clase el capítulo **Patrones de la multiplicación y la división**. Usaré matrices y modelos para multiplicar y dividir entre 2, 5 y 10. También exploraré cómo hallar y usar patrones en la tabla de multiplicar. Estas son las palabras de vocabulario que usaré durante mis lecciones.

Cariñosamente, _____

P.D.: En la parte de atrás de esta carta hay sugerencias prácticas que podemos realizar juntos en el carro, así como una actividad y libros para leer en casa.

Vocabulario

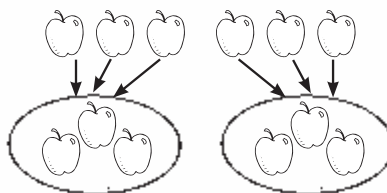
matriz: Objetos o símbolos que se muestran en filas de la misma longitud y en columnas de igual longitud.



factor: Un número que se multiplica por otro número. También, un número que divide un número entero en partes iguales.



partición: Dividir o compartir en partes iguales entre todos los grupos.



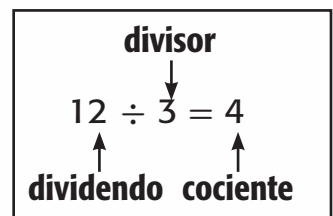
$6 \div 2$ grupos = 3 en cada grupo

división: Separar un número en grupos iguales; hallar el número de grupos o el número en cada grupo.

dividendo: Un número que se divide.

divisor: El número entre el cual el dividendo se divide.

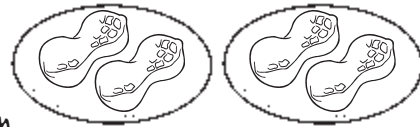
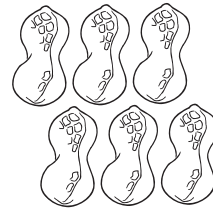
cociente: La respuesta a un problema de división.



Actividad para el hogar

Materiales: 10 a 20 cacahuetes u objetos pequeños, platos de papel

- Pongan 10 cacahuetes juntos sobre una mesa.
- Pongan 2 platos junto a los cacahuetes.
- Dividan los cacahuetes, de uno en uno, entre los platos.
- Debería haber dos grupos de 5 cacahuetes.
- Escriban una división y una multiplicación relacionada.
- Sigán con diferentes cantidades de cacahuetes y platos de papel.
- Practiquen multiplicar y dividir entre 2, 5 y 10.



Para los viajes

Multipliquen la cantidad de personas que van en el carro de al lado por 2, 5 ó 10. Jueguen a "Yo veo" con números que se encuentren a su alrededor. Por ejemplo, "Yo veo un número que cuando se divide entre 10 es 2".

Libros recomendados


Math Man
de Teri Daniels

The Toothpaste Millionaire
de Jean Merrill

Reese's Pieces Count by Fives
de Jerry Pallotta

Student Glossary

This is an alphabetical list of vocabulary terms you will learn and/or review in the chapter. As you study this chapter, write and/or draw an example for each item below. Remember to add the page number where you found the term. Add this page to your math study notebook to review vocabulary at the end of the chapter. The first one is done for you.

Vocabulary	Page	Description or Example
array		
divide		
dividend		
divisor		
factor		

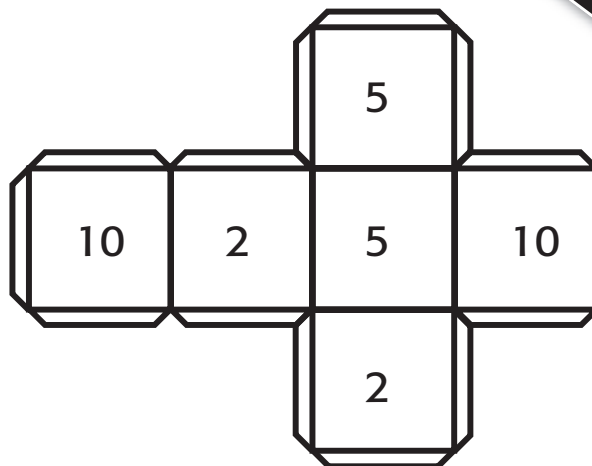
Game Time

Rolling Factors

Ready

You will need:

index card,
glue, scissors,
and markers



Set

Copy the pattern of the number cube onto an index card and write the numbers 2, 5, and 10 on two squares each.

Cut out the pattern, and then glue the cube together.

Go!

- 1 Have Player 1 roll the cube twice and use the numbers as factors.
- 2 Multiply the factors, and write a multiplication sentence.
- 3 Have Player 2 check the multiplication sentence. If it is correct, Player 1 gets 2 points. If it is incorrect, Player 2 gets 3 points.
- 4 Take turns repeating the activity.
- 5 Play the game for 4 rounds. The player with the most points at the end wins the game.